

# MUKBANG™

## ...the Game

### OBJECT

Just like the social media phenomenon of MUKBANG, listen to the sounds of people drinking, slurping, chewing, biting (even burping) as they enjoy and consume their favourite foods and drinks – and THEN; try to locate Food Cards that illustrate a MUKBANG event with a Food that coordinates to the SOUND you just heard. For ease, we'll refer to "EATING" as meaning either Eating OR Drinking. Got that?

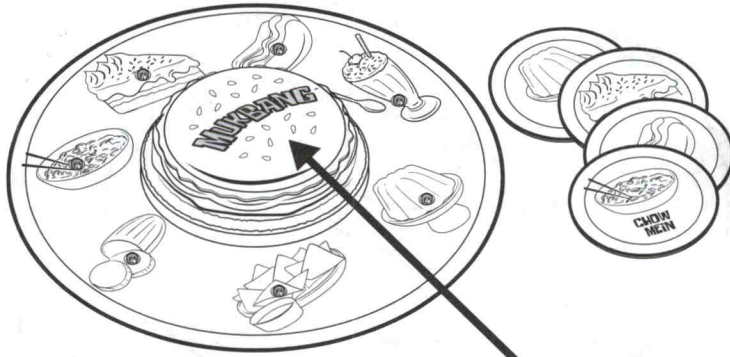
- Pick CORRECT Food Cards, and keep them as part of your personal collection.
- Pick INCORRECT Food Cards and replace them, face down, on the table.

The first player to collect 7 cards, wins the game.

**PARTS:** 1 Game Unit, 35 Food Cards

### PREPARATION:

1. Turn the MUKBANG Game Unit ON – slide the Power Button to ON (on the side of the unit)  
Place the Game Unit on the table between the players.
2. Shuffle the 35 Food Cards and place all of them **FACE DOWN** around the table.



### PLAY:

1. Oldest player goes first (and if there's identical twins playing, there's still one who was birthed before the other).
2. Oldest player will press the central BURGER button and the Lights will begin illuminating as the Beep sound plays.
3. **When the BEEP stops**, one LED light will stay lit up and (*almost all the time*, except for a BELCH!) delightful Eating Sounds will be played.
4. **While the EATING SOUND Plays**, the player who pushed the BURGER button starts turning over FOOD Cards **one at a time** (MAXIMUM: 5 Cards total during a player's turn), leaving any non-matching Cards face up on the table (so all can see!), and if any of the 5 turned-over **FOOD Cards match the EATING SOUND** (confirmed by the colour of the illuminated LED), he/she takes that/those matching Cards and keeps them as part of their Card-score. That player's time is up when the Bell rings. That player then turns back over (to face down position) all of the Food Cards they overturned that did not match the Food Sound.

BURGER BUTTON

**PAY ATTENTION:** Remembering where some of the recently-turned-over Cards might be found on the table can be a big help to winning

5. Play passes to the player to the left of the player who had just taken their turn. That new player now presses the BURGER button to start his/her turn. Then the next player, then the next. You get it...

**WINNING:** Play continues around the table until one player has collected 7 cards. That player WINS. And *unlike EATING (or MUKBANGING, if you will) you can play this game over and over again without consequences!*

### BURPS Always Interrupt Things:

During the game play, sometimes a loud BURP will be heard Instead of a MUKBANG Eating Sound. That happens, ya know. And when a BURP happens, the player whose turn it was does not turn over any Cards and, **INSTEAD**, all players will move around ALL THE CARDS on the table (keeping them all FACE DOWN!), so that everyone who was (sort of) trying to remember where particular face-down Cards had been located, get totally messed up. Play moves to the next player on the left of the player who activated the Burp event.

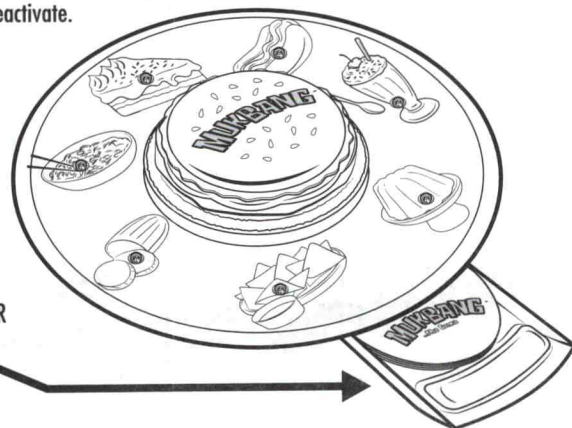
### ALWAYS CLEAN THE TABLE AFTER YOU EAT – aka put things away:

The Game can be shut off by sliding the ON button to OFF position. Also, the Game Unit is so smart, If the BURGER button is not pressed for 3 minutes, the Unit will auto-shut-off and all lights will turn off. Once Game Unit shuts off, you must reslide the ON/OFF button to OFF and then ON to reactivate.

**The Food Cards** can be conveniently stored inside the Card Storage drawer in the unit, so you can take The MUKBANG Game to your favourite restaurant, or to your friend's house. Or both.

**No matter how you spell it: MUKBANG™ or MUCKBANG™, this is one fun game!!!**

CARD STORAGE DRAWER




# MUKBANG™


## ...the Game

6+

### CONTENTS

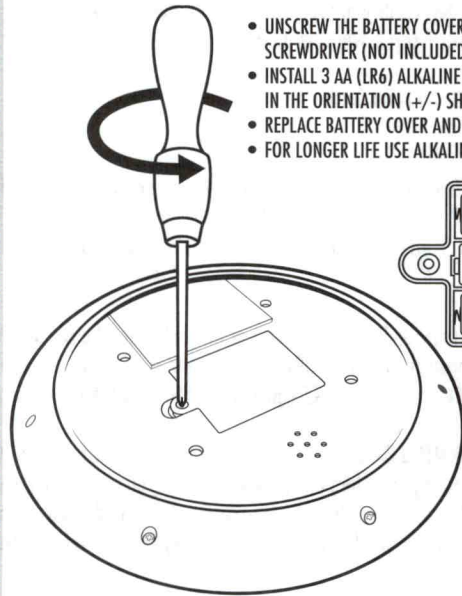


(1) Game

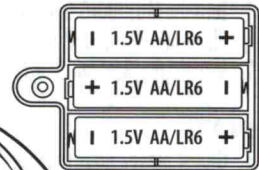


(35) Food Cards

### BATTERY INSTALLATION



- UNSCREW THE BATTERY COVER WITH A PHILLIPS HEAD SCREWDRIVER (NOT INCLUDED).
- INSTALL 3 AA (LR6) ALKALINE BATTERIES (NOT INCLUDED) IN THE ORIENTATION (+/-) SHOWN.
- REPLACE BATTERY COVER AND TIGHTEN SCREW.
- FOR LONGER LIFE USE ALKALINE BATTERIES.



1.5V 3 x AA

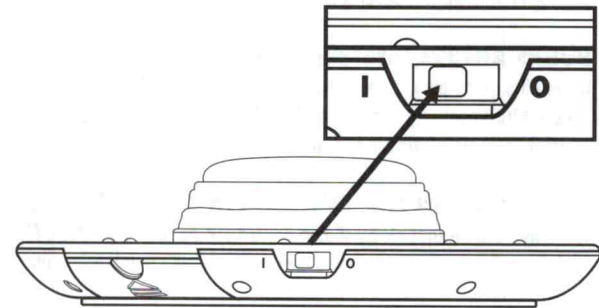
### BATTERY SAFETY INFORMATION

**Requires 3 x AA Batteries. (Batteries Not Included).**

- Alkaline batteries recommended.
- Rechargeable batteries must only be recharged under adult supervision.
- Rechargeable batteries must be removed from the toy before recharging.
- Non-rechargeable batteries must not be recharged.
- Different types of batteries, or new and used batteries must not be mixed.
- Only batteries of the same or equivalent type as recommended should be used.
- Batteries should be replaced by an adult.
- Batteries must be inserted following the correct polarity.
- Exhausted batteries should be removed from the product.
- The supply terminals must not be short-circuited.
- Batteries should be removed from the product when not in use.
- Do not dispose of batteries in fire.

### TO PLAY

- SLIDE BUTTON TO ON POSITION TO ACTIVATE THE UNIT.
- IF THE UNIT IS IDLE OVER 3 MINUTES IT WILL SHUT OFF. TO RESTART THE UNIT YOU MUST RESLIDE THE OFF/ON BUTTON TO OFF AND THEN ON TO REACTIVATE.



#### WARNING! CHOKING HAZARD.

Not suitable for children under 36 months. Choking hazard (small parts). Please remove all packaging attachments before giving this product to a child. Please use discretion if making purchases for children younger than the age recommended on this package. At the end of the useful life of this product do not dispose in normal household waste. Check with your local authority or responsible disposal centre and submit to the collection point for the recovery and recycling of electrical and electronic equipment. Product specifications, colour and contents may vary from those illustrated. **IMPORTANT:** Please retain packaging instructions and purchase details for future reference as they contain important information.



#### RECYCLING OUR PRODUCTS

All our product and packaging is designed with easy and safe recycling in mind. For information on the National Recycling Strategy and the recycling logo on this pack or product please visit - [www.Recycle-More.co.uk](http://www.Recycle-More.co.uk) - where you will find the answers to your UK recycling questions.



**WARNING!** This toy produces flashes that may trigger epilepsy in sensitised individuals.

Item: Mukbang The Game  
Item Number: 61915  
Age Grade: 6 years plus



Imported by:  
**Character Options Ltd.,**  
Lees Brook Mill, Lees Road,  
Lees, Oldham OL4 5JL UK  
Customer Service Department  
Tel No: **0161 633 9808**  
Made in China

[www.character-online.co.uk](http://www.character-online.co.uk)

**PROXY A/S**  
GOTHERSGADE 14, 3<sup>RD</sup> FLOOR DK-1123  
COPENHAGEN K, DENMARK  
[www.proxyas.com](http://www.proxyas.com)